

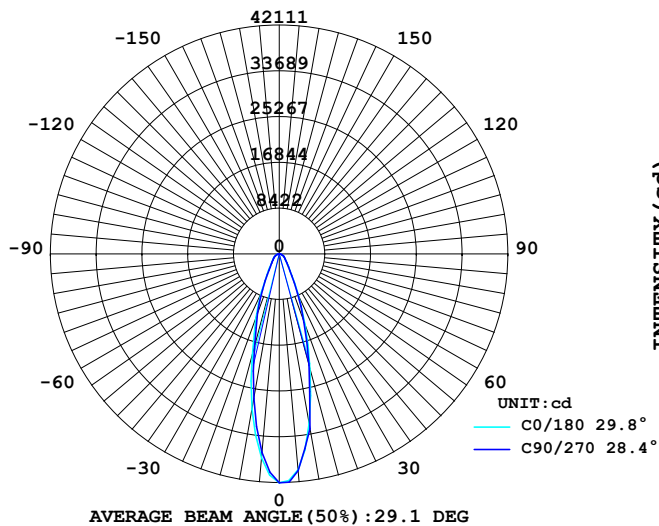
# LUMINAIRE PHOTOMETRIC TEST REPORT

Report number:

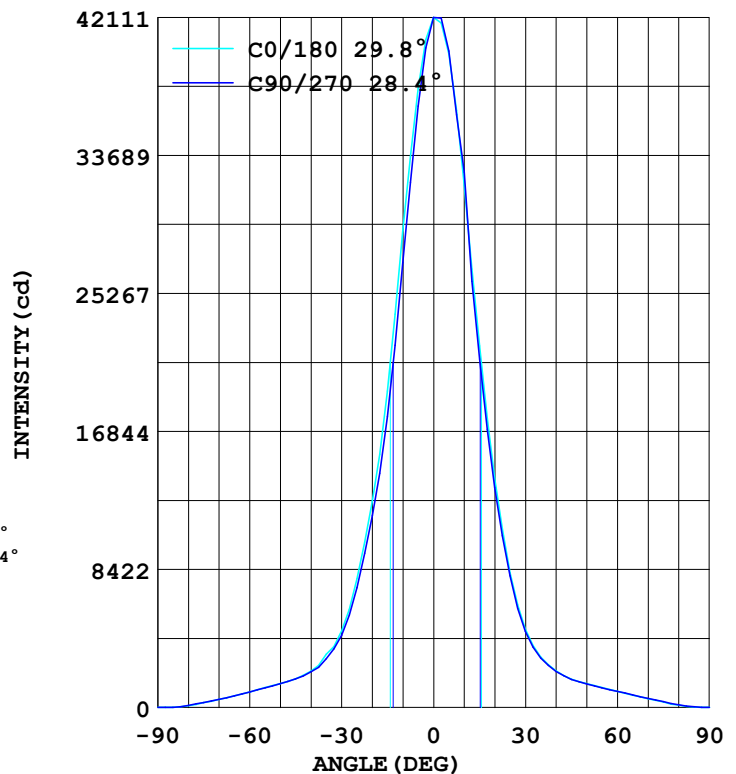
MANUFACTURER: ILUMEN GMBH	Address:	
NAME: Klose	TYPE: IL-FL19-N12040-30	WEIGHT:
SPECIFICATION: 2835LED、4000K、30deg	DIMENSION:	SERIAL No.:

DATA OF LAMP		Imax(cd)	42220	S/MH (C0/180)	0.47
MODEL		EFFICIENCY (%)	100.0	S/MH (C90/270)	0.44
NOMINAL POWER(W)	120	TOTAL FLUX(lm)	18616	Voltage(V)	229.6
RATED VOLTAGE (V)	230	EFFICIENCY (lm/W)	155.2	Current(A)	0.536
NOMINAL FLUX(lm)	18615.6	$\eta$ up (%)	0.0	Power(W)	119.9
LAMPS QUANTITY	1	$\eta$ down (%)	100.0	Power Factor (PF)	0.974
TEST VOLTAGE (V)	229.6	Effective Flux(lm)	18615.6	EEI	0.097

LUMINOUS INTENSITY DISTRIBUTION



LUMINOUS INTENSITY DISTRIBUTION



Test System:  
 Temperature: 25.3 DEG  
 Operators:  
 Test Date: 2024.11.18

Test Set: 6.0deg/s C-Gamma (TYPE C)  
 Humidity: 65.0%  
 Test Distance: 10.000 m  
 Remarks:

---

## Color Temperature Data List

Report number:

MANUFACTURER: ILUMEN GMBH	Address:	
NAME: Klose	TYPE: IL-FL19-N12040-30	WEIGHT:
SPECIFICATION: 2835LED、4000K、30deg	DIMENSION:	SERIAL No.:

---

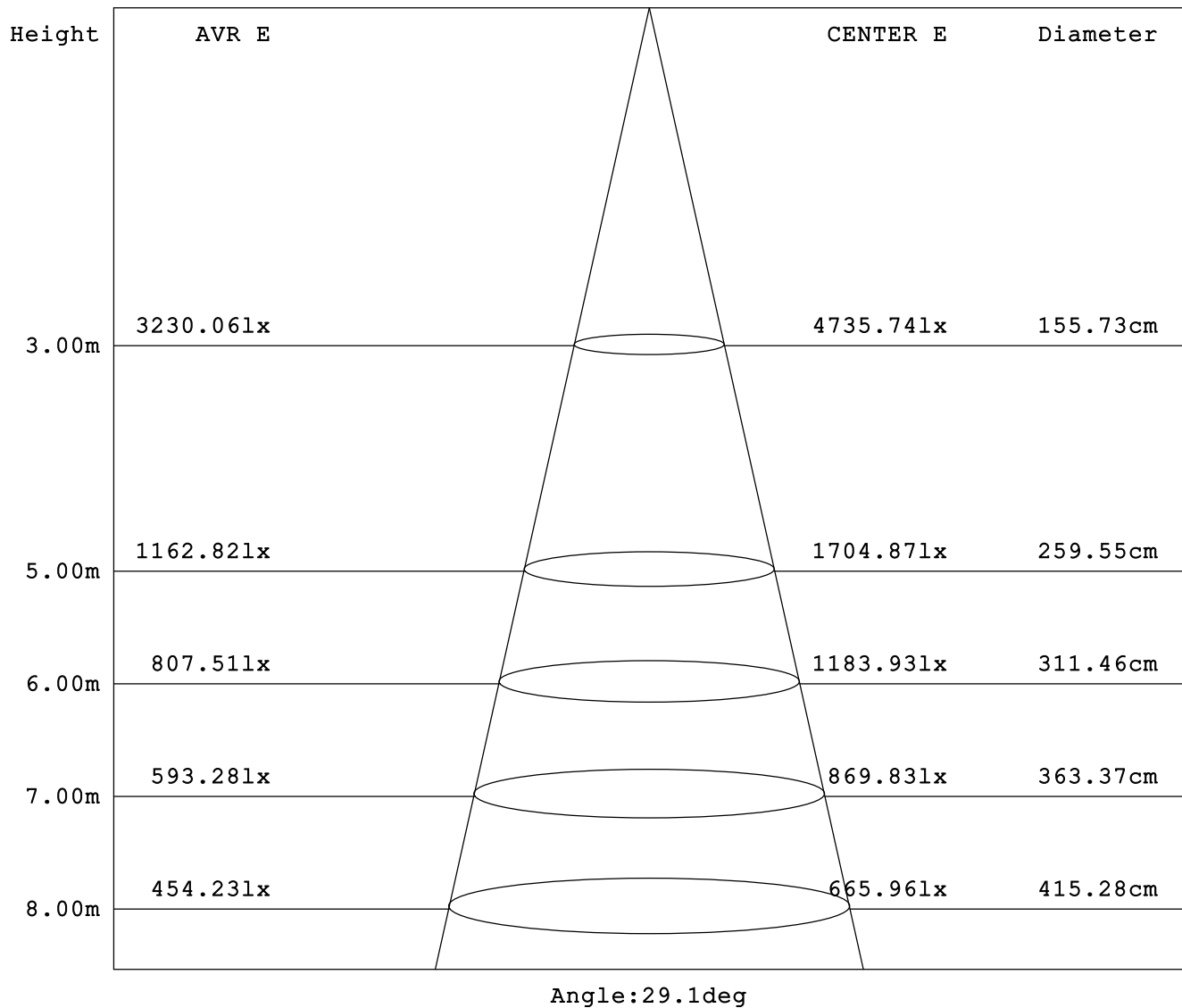
Test System:  
Temperature: 25.3DEG  
Operators:  
Test Date: 2024.11.18

Test Set: 6.0deg/s C-Gamma (TYPE C)  
Humidity: 65.0%  
Test Distance: 10.000 m  
Remarks:

## AVERAGE AND CENTER E Figure

Report number:

MANUFACTURER: ILUMEN GMBH	Address:	
NAME: Klose	TYPE: IL-FL19-N12040-30	WEIGHT:
SPECIFICATION: 2835LED、4000K、30deg	DIMENSION:	SERIAL No.:



Test System:  
Temperature: 25.3DEG  
Operators:  
Test Date: 2024.11.18

Test Set: 6.0deg/s C-Gamma (TYPE C)  
Humidity: 65.0%  
Test Distance: 10.000 m  
Remarks:

## ZONAL FLUX DIAGRAM

Report number:

MANUFACTURER: ILUMEN GMBH	Address:	
NAME: Klose	TYPE: IL-FL19-N12040-30	WEIGHT:
SPECIFICATION: 2835LED、4000K、30deg	DIMENSION:	SERIAL No.:

γ	C0	C45	C90	C135	C180	C225	C270	C315	γ	Zone	total
5.0	3776	3686	3670	3799	3988	4044	4005	3907	0- 5	964.5	964.5
10.0	2910	2773	2713	2936	3186	3221	3266	3011	5- 10	2439	3403
15.0	1931	1823	1774	1967	2207	2230	2126	2035	10- 15	2914	6317
20.0	1261	1204	1171	1293	1400	1416	1342	1300	15- 20	2672	8989
25.0	785.6	805.0	731.4	834.2	823.7	897.9	804.6	851.2	20- 25	2195	11185
30.0	468.3	513.4	440.4	502.7	478.2	535.9	463.0	529.2	25- 30	1648	12832
35.0	325.8	334.7	297.0	330.4	308.4	333.9	300.9	336.0	30- 35	1188	14020
40.0	221.7	238.8	217.4	232.0	223.1	237.0	220.6	239.8	35- 40	911.8	14932
45.0	175.5	188.7	174.1	184.5	172.9	185.6	171.8	187.8	40- 45	759.8	15692
50.0	146.2	153.0	144.8	151.9	145.3	154.7	142.9	155.5	45- 50	670.2	16362
55.0	121.3	124.0	120.1	125.1	121.8	129.2	120.0	128.5	50- 55	598.3	16960
60.0	95.41	96.51	95.61	98.82	98.40	105.3	99.07	103.5	55- 60	517.7	17478
65.0	71.65	70.88	71.62	74.28	75.70	81.28	77.16	78.10	60- 65	425.1	17903
70.0	49.32	47.25	49.73	50.83	54.25	57.93	55.53	54.22	65- 70	322.3	18226
75.0	29.42	27.30	30.74	30.99	33.92	36.46	35.22	34.25	70- 75	220.0	18446
80.0	10.65	10.35	13.02	13.31	14.64	18.20	16.42	14.58	75- 80	120.7	18566
85.0	1.138	1.401	1.383	2.425	2.866	5.146	4.122	3.308	80- 85	42.27	18609
90.0	0.323	0.340	0.457	0.344	0.464	0.488	0.285	0.344	85- 90	6.850	18616
95.0									90- 95		
100.0									95-100		
105.0									100-105		
110.0									105-110		
115.0									110-115		
120.0									115-120		
125.0									120-125		
130.0									125-130		
135.0									130-135		
140.0									135-140		
145.0									140-145		
150.0									145-150		
155.0									150-155		
160.0									155-160		
165.0									160-165		
170.0									165-170		
175.0									170-175		
180.0									175-180		
DEG	LUMINOUS INTENSITY:×10cd									UNIT:lm	

Test System:  
Temperature:25.3DEG  
Operators:  
Test Date:2024.11.18

Test Set: 6.0deg/s C-Gamma (TYPE C)  
Humidity:65.0%  
Test Distance:10.000 m  
Remarks:

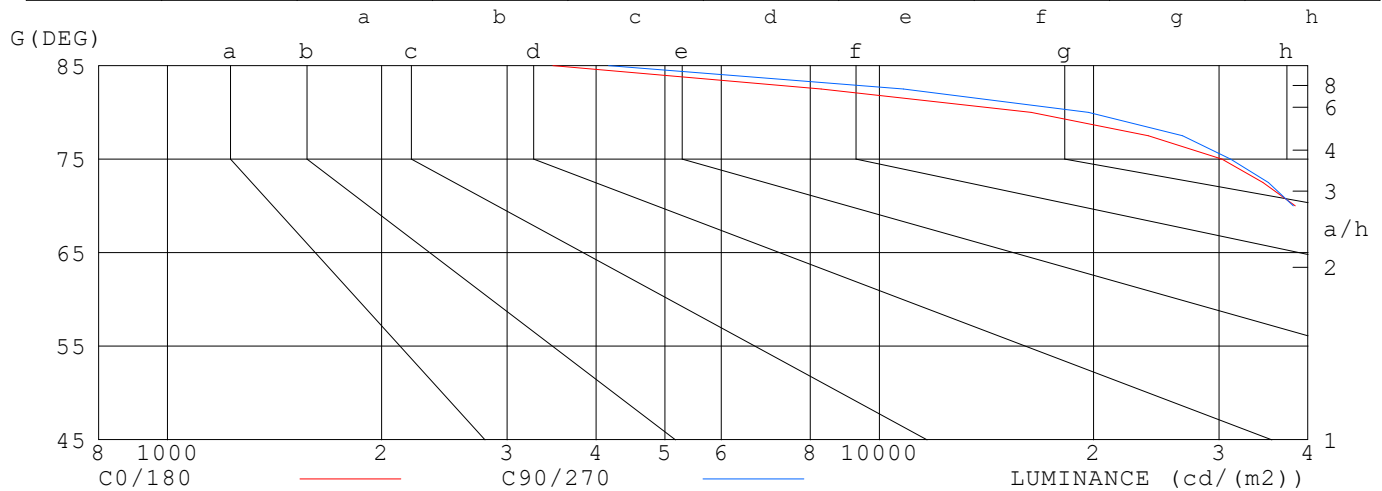
## LUMINANCE LIMITATION CURVES

Report number:

MANUFACTURER: ILUMEN GMBH	Address:	
NAME: Klose	TYPE: IL-FL19-N12040-30	WEIGHT:
SPECIFICATION: 2835LED、4000K、30deg	DIMENSION:	SERIAL No.:

### LUMINANCE LIMITATION CURVES

GLARE	CLASS	ILLUMINANCE (lx)							
1.15	A	2000	1000	500	<=300				
1.50	B		2000	1000	500	<=300			
1.85	C			2000	1000	500	<=300		
2.20	D				2000	1000	500	<=300	
2.55	E					2000	1000	500	<=300



LUMINANCE cd/(m2)		
G (DEG)	C0/180	C90/270
85	3479	4166
80	16338	19679
75	30282	31164
70	38411	38149
65	45159	44468
60	50828	50169
55	56374	54964
50	60587	59119
45	66112	64625

Test System:  
 Temperature: 25.3 DEG  
 Operators:  
 Test Date: 2024.11.18

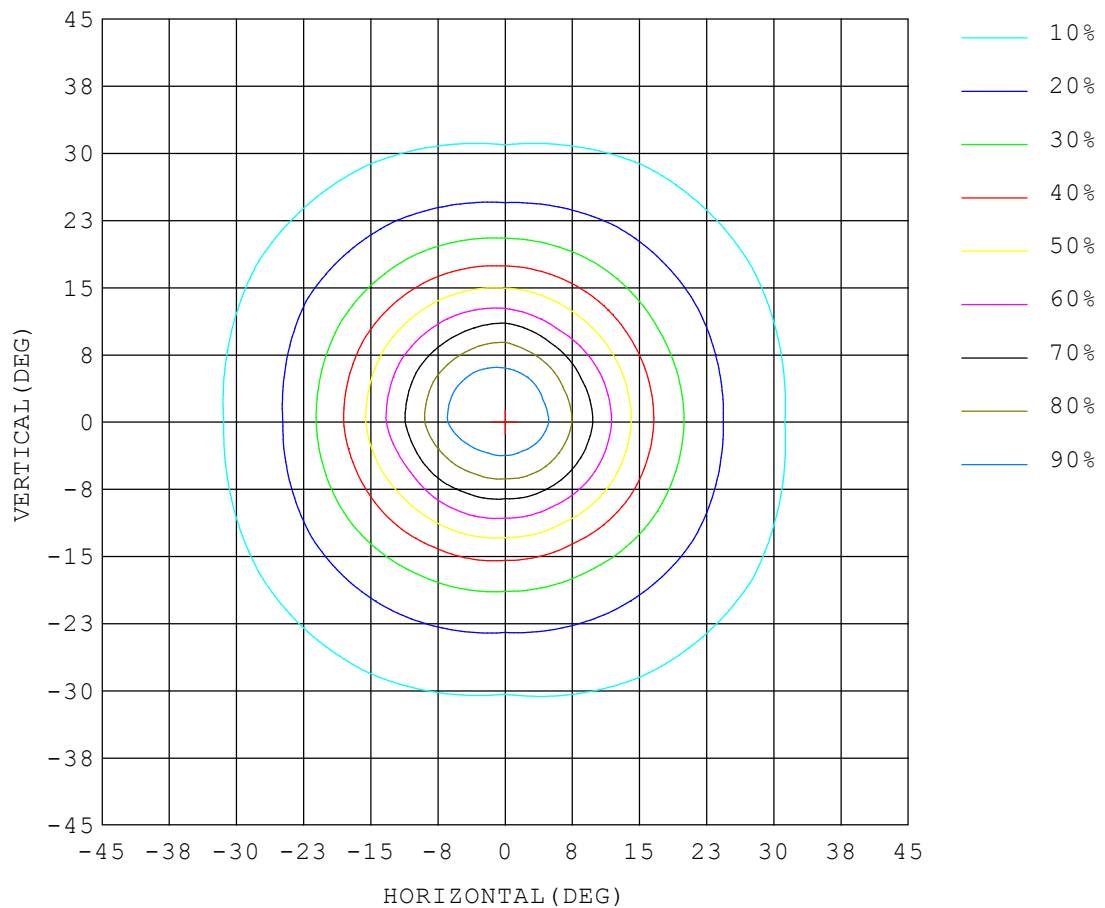
Test Set: 6.0 deg/s C-Gamma (TYPE C)  
 Humidity: 65.0%  
 Test Distance: 10.000 m  
 Remarks:

## ISOCANDELA DIAGRAM

Report number:

MANUFACTURER: ILUMEN GMBH	Address:	
NAME: Klose	TYPE: IL-FL19-N12040-30	WEIGHT:
SPECIFICATION: 2835LED、4000K、30deg	DIMENSION:	SERIAL No.:

UNIT: cd



Test System:  
Temperature: 25.3 DEG  
Operators:  
Test Date: 2024.11.18

Test Set: 6.0 deg/s C-Gamma (TYPE C)  
Humidity: 65.0%  
Test Distance: 10.000 m  
Remarks: